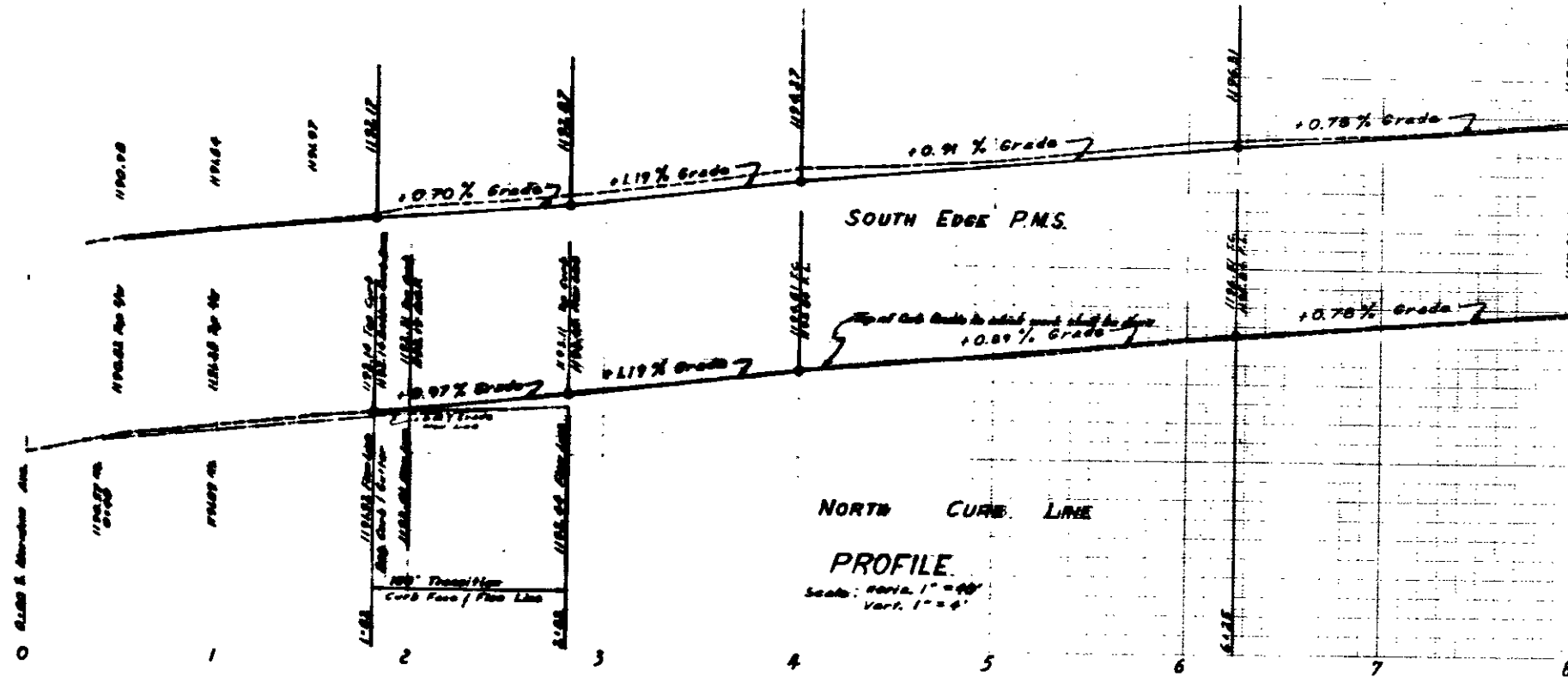


**BENCH MARK**  
S.E. Prop. Cor. Mer. City Property  
EL. 119175 M.S.L.

Elev 1190

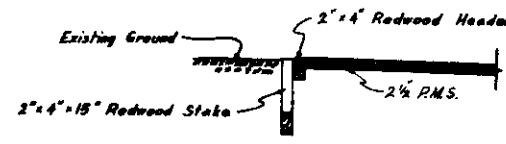
Elev 1190



- GENERAL NOTES**
- All work embodied on these plans shall be done in conformity with applicable provisions of Standard Specifications No. 22 & Standard Drawings No. 2321 on file in Office of the City Engineer.
  - Recess Curb for Driveways when necessary. Exact locations & widths to be determined in the field. Widths not to exceed City Standards.
  - Payment for all reasonable earthwork & watering shall be included in prices for other contract items of work & no additional compensation will be allowed therefor.




Scale: 1" = 40'



**HEADER DETAIL**  
Scale: 3/8" = 1'-0"

**NOTE**

Headers to be constructed of 2" x 4" Redwood "Construction Heart" grade with stakes at 4' centers. Unit Price to include cost of stakes, nails and installation.



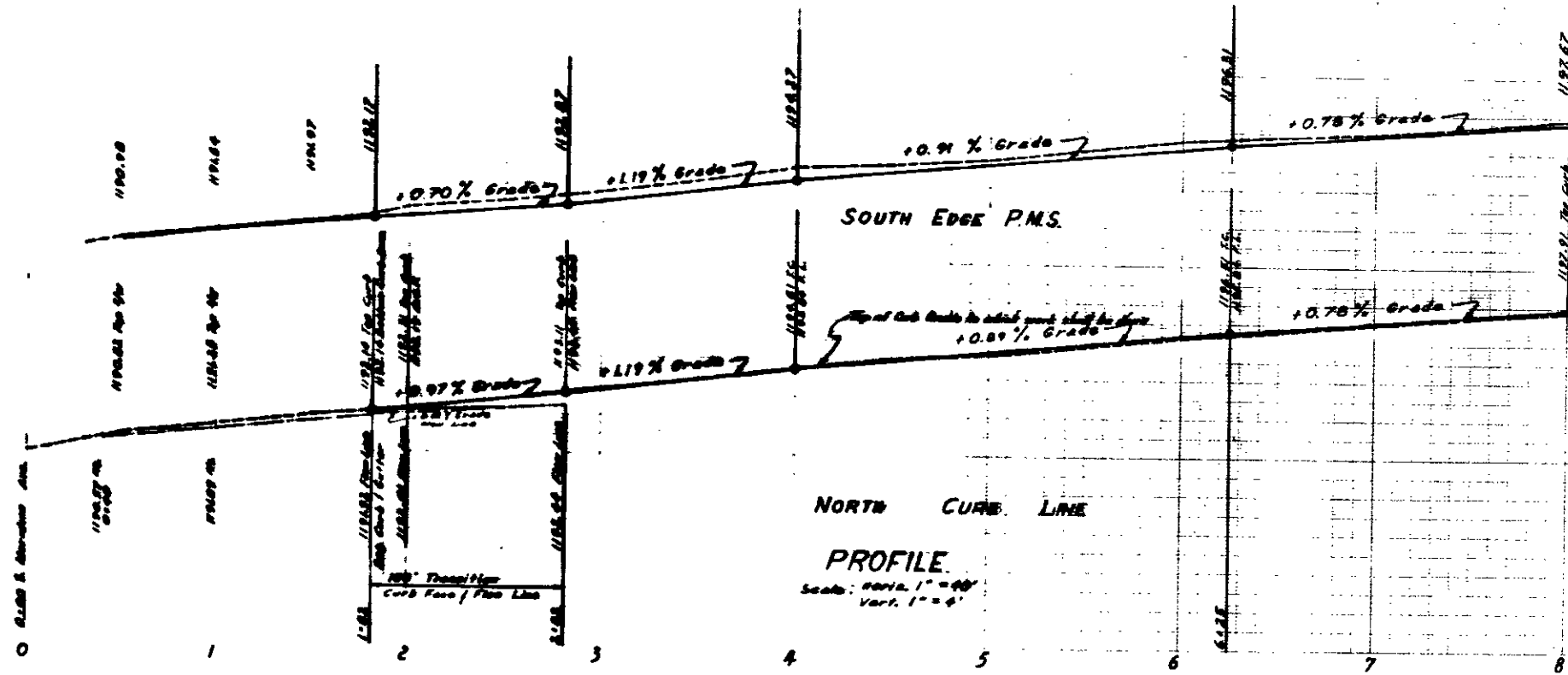
APPROVED  
CITY ENGINEER  
REGISTERED CIVIL ENGINEER NO. 12653  
DRAWING NO. 1061  
DRAWN BY P. Q.

DEPARTMENT OF ENGINEERING  
**CITY OF SAN BERNARDINO**  
SECOND STREET

**BENCH MARK**  
 S.E. Prop. Cor. Mer. City Property  
 EL 119175 M.S.L.

Elev 1190

Elev 1190



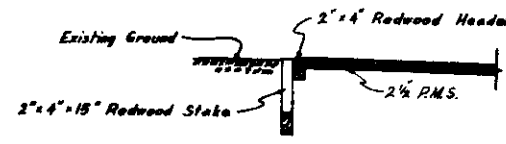
**NORTH CURB LINE**  
**PROFILE**  
 Scale: Horiz. 1" = 40'  
 Vert. 1" = 4'

**GENERAL NOTES**

- All work embodied on these plans shall be done in conformity with applicable provisions of Standard Specifications No. 22 & Standard Drawings No. 2321 on file in Office of the City Engineer.
- Recess Curb for Driveways where necessary. Exact locations & widths to be determined in the field. Widths not to exceed City Standards.
- Payment for all reasonable earthwork watering shall be included in prices for other contract items of work & no additional compensation will be allowed therefor.




Scale: 1" = 40'



**HEADER DETAIL**  
 Scale: same

**NOTE**

Headers to be constructed of 2" x 4" Redwood "Construction Heart" grade with stakes at 4' centers. Unit Price to include cost of stakes, nails and installation.



**Curb Return Data**  
 A = 90'  
 R = 20'  
 T = 20'  
 L = 31.42'

1.25' P.C.C. D/W  
 End Fence / S/W  
 Beg. Orange Trees

P.M.S. D/W

P.M.S. D/W

P.M.S. D/W

Wood Barricade

APPROVED: *[Signature]* August 2, 1963  
 CITY ENGINEER  
 REGISTERED CIVIL ENGINEER NO. 12653  
 DRAWING NO. DRAWN BY: P.G.  
 1061

DEPARTMENT OF ENGINEERING  
**CITY OF SAN BERNARDINO**  
**SECOND STREET**